


















# SPRING CUP Individual and Team competition

16.03.2024 - 16.03.2024 - Jugend A

Place	Country	Team																					Score
			D	E	Ded.	Sum	D	E	Ded.	Sum	D	E	Ded.	Sum	D	E	Ded.	Sum	D	E	Ded.	Sum	
1.		<b>YGUS A Jugend</b>	-				20.483 (4)				42.933 (3)				21.983 (6)				-				85.399
		1. Konizhai Kvitoslava (2012)					7.100	13.383	0.000	20.483	-	-	-	-	-	-	-	-	4.500	11.783	0.000	16.283	36.766
		2. Bezugla Anna (2012)					-	-	-	-	8.400	14.833	0.000	23.233	-	-	-	-	-	-	-	-	23.233
		3. Resmann Eva (2012)					-	-	-	-	-	-	-	-	8.900	13.083	0.000	21.983	-	-	-	-	21.983
		4. Klotzinger Lisa (2013)					-	-	-	-	6.000	13.700	0.000	19.700	-	-	-	-	-	-	-	-	19.700
		5. Beckenberger Emilia (2013)					-	-	-	-	-	-	-	-	4.900	10.917	0.000	15.817	-	-	-	-	15.817
2.		<b>T.J.Sokol Hodkovičky - Pre-junior A - Team 1</b>	-				21.283 (3)				22.250 (7)				41.300 (1)				-				84.833
		1. Burešová Pavla (2011)					-	-	-	-	7.900	14.350	0.000	22.250	6.900	13.267	0.000	20.167					42.417
		2. Sholya Aleftina (2012)					7.600	13.683	0.000	21.283	-	-	-	-	6.400	14.333	0.000	20.733					42.016
		3. Frydrychová Daniela (2012)					6.600	13.933	0.000	20.533	-	-	-	-	6.800	13.767	0.000	20.567					41.100
3.		<b>T.J.Sokol Hodkovičky - Pre-junior A - Team 2</b>	-				-				42.816 (4)				38.683 (3)				-				81.499
		1. Kopecká Tereza (2011)					-	-	-	-	8.200	14.033	0.000	22.233	6.600	12.250	0.000	18.850					41.083
		2. Gabíková Magdaléna (2011)					-	-	-	-	6.800	13.783	0.000	20.583	5.900	13.933	0.000	19.833					40.416
		3. Kinder Sydney (2012)					6.200	12.317	0.000	18.517	-	-	-	-	6.600	11.750	0.000	18.350					36.867
4.		<b>GUG Team Pre-Juniors A</b>	20.550 (1)				19.700 (5)				19.967 (10)				19.450 (7)				-				79.667
		1. KÖRNER Lara-Sophie (2014)	5.650	14.900	0.000	20.550	5.600	13.450	0.000	19.050	6.400	13.567	0.000	19.967	-	-	-	-					59.567
		2. Hesse Johanna (2011)	-	-	-	-	6.300	13.400	0.000	19.700	5.600	12.883	0.000	18.483	7.100	12.650	0.300	19.450					57.633
5.		<b>TV Wien-Mariahilf</b>	-				38.533 (1)				18.650 (11)				-				21.800 (1)				78.983
		1. Veselova Anzhelika (2011)					7.900	13.450	0.600	20.750	-	-	-	-	-	-	-	-	8.000	13.800	0.000	21.800	42.550
		2. Weber Anastasia (2013)					5.500	12.283	0.000	17.783	5.200	13.450	0.000	18.650	-	-	-	-	-	-	-	-	36.433
		3. Medianikova Sobina (2013)					4.400	11.500	0.600	15.300	-	-	-	-	4.000	12.483	0.000	16.483	-	-	-	-	31.783
6.		<b>TS Vorarlberg 1</b>	-				38.200 (2)				-				40.566 (2)				-				78.766
		1. Lampert Sophia (2011)					5.700	13.017	0.000	18.717	-	-	-	-	6.200	13.733	0.000	19.933					38.650
		2. Loacker Elina (2011)					6.300	11.383	0.000	17.683	-	-	-	-	7.500	13.133	0.000	20.633					38.316
		3. Dalpra Samira (2011)					6.400	13.083	0.000	19.483	4.400	13.067	0.000	17.467	-	-	-	-	-	-	-	-	36.950
7.		<b>SK MG Havířov A</b>	-				19.467 (6)				20.800 (8)				36.050 (4)				-				76.317
		1. Heřmanská Vanesa (2011)					-	-	-	-	6.200	14.600	0.000	20.800	5.000	13.883	0.000	18.883					39.683
		2. Pokoruk Polina (2012)					5.800	13.667	0.000	19.467	-	-	-	-	4.300	12.867	0.000	17.167					36.634
8.		<b>TS Tirol 1</b>	-				19.183 (7)				20.600 (9)				35.450 (5)				-				75.233
		1. Hüve Lisa (2011)					5.700	13.483	0.000	19.183	-	-	-	-	6.200	12.600	0.000	18.800	-	-	-	-	37.983
		2. Nominchuluun Indra (2011)					-	-	-	-	6.600	14.000	0.000	20.600	-	-	-	-	3.400	11.567	0.300	14.667	35.267
		3. Miljak Lara (2011)					-	-	-	-	-	-	-	-	4.800	11.850	0.000	16.650	3.500	11.333	0.300	14.533	31.183
9.		<b>Moldova Jugend 3</b>	-				18.400 (8)				35.917 (6)				17.650 (9)				-				71.967
		1. Gherasim Victoria (2014)					5.600	13.100	0.300	18.400	4.900	12.917	0.000	17.817	-	-	-	-					36.217
		2. Kamilova Suri (2011)					-	-	-	-	4.400	13.700	0.000	18.100	5.000	12.650	0.000	17.650					35.750
		3. Stillmann Felina (2013)					4.600	12.817	0.000	17.417	3.000	13.217	0.000	16.217	-	-	-	-					33.634

Place	Country	Team	□				○				●				🍴				🍷				Score
			D	E	Ded.	Sum	D	E	Ded.	Sum	D	E	Ded.	Sum	D	E	Ded.	Sum	D	E	Ded.	Sum	
10.	 AUT	<b>TS Vorarlberg 2</b>	<b>17.750 (2)</b>				-				<b>53.616 (1)</b>				-				-				<b>71.366</b>
		1. Speckle Coco (0)	-	-	-	-					<b>5.500</b>	<b>13.400</b>	<b>0.000</b>	<b>18.900</b>	4.900	11.633	0.000	16.533					<b>35.433</b>
		2. Kalashnikova Viktoria (2014)	<b>2.600</b>	<b>15.150</b>	<b>0.000</b>	<b>17.750</b>					<b>3.900</b>	<b>13.483</b>	<b>0.000</b>	<b>17.383</b>	-	-	-	-					<b>35.133</b>
		3. Stropnik Aurelia (2011)	-	-	-	-				<b>4.900</b>	<b>12.433</b>	<b>0.000</b>	<b>17.333</b>	4.400	12.150	0.000	16.550					<b>33.883</b>	
11.	 AUT	<b>TS Vorarlberg 3</b>	-				<b>17.550 (9)</b>				<b>36.017 (5)</b>				<b>17.767 (8)</b>				-				<b>71.334</b>
		1. Mathies Amelie (2012)					-	-	-	-	<b>5.800</b>	<b>13.067</b>	<b>0.000</b>	<b>18.867</b>	<b>5.100</b>	<b>12.667</b>	<b>0.000</b>	<b>17.767</b>					<b>36.634</b>
		2. Peric Nika (0)					-	-	-	-	<b>5.100</b>	<b>12.350</b>	<b>0.300</b>	<b>17.150</b>	5.200	11.867	0.000	17.067					<b>34.217</b>
		3. Mayr Adriana (2013)								<b>5.000</b>	<b>12.550</b>	<b>0.000</b>	<b>17.550</b>	3.600	12.500	0.000	16.100					<b>33.650</b>	
12.	 AUT	<b>TS Tirol 2</b>	-				-				<b>50.134 (2)</b>				<b>16.133 (10)</b>				-				<b>66.267</b>
		1. Etschmann Julia (2012)									<b>4.800</b>	<b>12.550</b>	<b>0.000</b>	<b>17.350</b>	<b>3.900</b>	<b>12.233</b>	<b>0.000</b>	<b>16.133</b>	-	-	-	-	<b>33.483</b>
		2. Adiapor Sarafina (2012)									3.200	12.500	0.000	15.700	-	-	-	-	2.900	12.167	0.000	15.067	<b>30.767</b>
		3. Schmidt Amelie (2013)									<b>3.700</b>	<b>12.767</b>	<b>0.000</b>	<b>16.467</b>	-	-	-	-	-	-	-	-	<b>16.467</b>
		4. Pilny Larra (2013)								<b>3.700</b>	<b>12.617</b>	<b>0.000</b>	<b>16.317</b>	-	-	-	-	-	-	-	-	<b>16.317</b>	

# SPRING CUP Individual and Team competition

16.03.2024 - 16.03.2024 - Kinder A

Place	Country	Team	□				U				○				●				Score
			D	E	Ded.	Sum	D	E	Ded.	Sum	D	E	Ded.	Sum	D	E	Ded.	Sum	
1.	AUT	<b>TGUS Kinder A 1</b>	<b>38.567 (4)</b>				-				<b>36.983 (1)</b>				-				<b>75.550</b>
		1. Mykhailiuk Dariia (2014) 2. Teslenko Maria (2014)	<b>4.350</b> <b>4.450</b>	<b>15.017</b> <b>14.750</b>	<b>0.000</b> <b>0.000</b>	<b>19.367</b> <b>19.200</b>					<b>6.000</b> <b>5.000</b>	<b>13.500</b> <b>12.483</b>	<b>0.000</b> <b>0.000</b>	<b>19.500</b> <b>17.483</b>	5.100 5.400	9.967 11.317	0.300 0.000	14.767 16.717	<b>53.634</b> <b>53.400</b>
2.	CZE	<b>T.J.Sokol Hodkovičky - Children A - Team 1</b>	<b>53.449 (1)</b>				<b>16.783 (1)</b>				-				-				<b>70.232</b>
		1. Kohoutová Sofie (2015) 2. Hýřová Amálie (2015) 3. Hrušovská Emma (2015)	<b>3.400</b> <b>3.100</b> <b>2.500</b>	<b>15.483</b> <b>14.683</b> <b>14.283</b>	<b>0.000</b> <b>0.000</b> <b>0.000</b>	<b>18.883</b> <b>17.783</b> <b>16.783</b>	<b>3.700</b> 2.400 4.200	<b>13.083</b> 12.867 11.850	<b>0.000</b> 0.000 0.000	<b>16.783</b> 15.267 16.050									
3.	CZE	<b>Sokol Kinder 2</b>	<b>51.617 (2)</b>				<b>15.167 (2)</b>				-				-				<b>66.784</b>
		1. Soukupová Elizabeth (2015) 2. Hýřová Valentýna (2015) 3. Moudrá Eliška (2015)	<b>3.200</b> <b>2.900</b> <b>2.450</b>	<b>14.217</b> <b>14.667</b> <b>14.183</b>	<b>0.000</b> <b>0.000</b> <b>0.000</b>	<b>17.417</b> <b>17.567</b> <b>16.633</b>	<b>3.100</b> 2.500 2.200	<b>12.067</b> 12.367 11.750	<b>0.000</b> 0.000 0.000	<b>15.167</b> 14.867 13.950									
4.	CZE	<b>T.J.Sokol Hodkovičky - Team Children MINI</b>	<b>47.716 (3)</b>				<b>14.383 (3)</b>				-				-				<b>62.099</b>
		1. Koperlian Zlata (2015) 2. Dubová Nikola (2017) 3. Frydrychová Anna (2016)	<b>2.050</b> <b>3.000</b> <b>2.100</b>	<b>13.700</b> <b>13.983</b> <b>12.883</b>	<b>0.000</b> <b>0.000</b> <b>0.000</b>	<b>15.750</b> <b>16.983</b> <b>14.983</b>	<b>3.100</b> - -	<b>11.283</b> - -	<b>0.000</b> - -	<b>14.383</b> - -									

# SPRING CUP Individual and Team competition

16.03.2024 - 16.03.2024 - Kinder B

Place	Country	Team	□				○				●				Score
			D	E	Ded.	Sum	D	E	Ded.	Sum	D	E	Ded.	Sum	
1.	AUT	<b>TGUS Kinder B</b>	<b>53.516 (1)</b>				<b>15.117 (1)</b>				<b>-</b>				<b>68.633</b>
		1. Merz Nelly (2015)	3.000	14.633	0.000	17.633	3.000	12.117	0.000	15.117					32.750
		2. Kim Maryna (2014)	2.350	15.100	0.000	17.450	4.000	11.117	0.300	14.817					32.267
		3. Bodocs Anna (2014)	3.000	15.433	0.000	18.433	2.300	10.433	0.000	12.733					31.166
2.	AUT	<b>TGUS Kinder B3</b>	<b>26.334 (4)</b>				<b>14.250 (2)</b>				<b>15.150 (1)</b>				<b>55.734</b>
		1. Marchuk Yaroslava (2014)	-	-	-	-	2.200	12.050	0.000	14.250	3.300	11.850	0.000	15.150	29.400
		2. Abdallach Dlaza (2015)	2.050	11.267	0.000	13.317	-	-	-	-	-	-	-	-	13.317
		3. Pecic Sofia (2014)	2.200	10.817	0.000	13.017	-	-	-	-	-	-	-	-	13.017
		4. Kaiser Elea (2015)	1.650	9.883	0.000	11.533	-	-	-	-	-	-	-	-	11.533
		5. Aristova Olena (2014)	1.500	9.800	0.000	11.300	-	-	-	-	-	-	-	-	11.300
3.	AUT	<b>TGUS Kinder B2</b>	<b>39.401 (3)</b>				<b>13.783 (3)</b>				<b>-</b>				<b>53.184</b>
		1. Mayrhofer Lara (2014)	1.550	12.767	0.000	14.317	1.700	12.083	0.000	13.783					28.100
		2. Stepanovic Lea (2014)	0.950	11.617	0.000	12.567	-	-	-	-					12.567
		3. Funke Hanna (2014)	0.900	11.617	0.000	12.517	-	-	-	-					12.517
		4. Jöchli Elisa (2014)	1.050	11.050	0.000	12.100	-	-	-	-					12.100
		5. Moser Victoria (2016)	0.950	10.717	0.000	11.667	-	-	-	-					11.667
4.	AUT	<b>TGUS Kinder B1</b>	<b>51.983 (2)</b>				<b>-</b>				<b>-</b>				<b>51.983</b>
		1. Handra Alexandra (2014)	1.850	12.550	0.000	14.400									14.400
		2. Mitterberger Isabella (2014)	1.150	11.583	0.000	12.733									12.733
		3. Inama Luisa (2015)	1.250	11.433	0.000	12.683									12.683
		4. Fischer Clara (2014)	1.250	10.917	0.000	12.167									12.167
		5. Ostermayer Ilvy (2014)	1.150	10.800	0.000	11.950									11.950
		6. Rados Leyla (2015)	0.950	9.900	0.000	10.850									10.850

# SPRING CUP Individual and Team competition

16.03.2024 - 16.03.2024 - Junior B

Place	Country	Team	○				●				🍴				🌀				Score
			D	E	Ded.	Sum	D	E	Ded.	Sum	D	E	Ded.	Sum	D	E	Ded.	Sum	
1.	AUT	<b>TGUS B Juniorinnen</b>	18.917 (4)				18.483 (4)				19.533 (4)				17.717 (2)				74.650
		1. Miklavcic Anna (2009)	5.000	13.917	0.000	18.917	-	-	-	-	5.000	14.533	0.000	19.533	-	-	-	-	38.450
		2. Brandauer Leah (2010)	-	-	-	-	5.000	13.483	0.000	18.483	-	-	-	-	5.000	12.717	0.000	17.717	36.200
		3. Narzakulova Lira (2009)	-	-	-	-	-	-	-	-	3.000	9.717	0.000	12.717	-	-	-	-	12.717
		4. Jaberova Tia (2009)	-	-	-	-	-	-	-	-	2.600	9.367	0.000	11.967	-	-	-	-	11.967
2.	GER	<b>ASV Cham Junior</b>	-				-				37.900 (1)				36.700 (1)				74.600
		1. Bauer Valentina (2010)									5.000	14.800	0.000	19.800	5.000	14.033	0.000	19.033	38.833
		2. Wistuba Lena (2009)									5.000	13.100	0.000	18.100	4.200	13.467	0.000	17.667	35.767
3.	MDA	<b>Moldova Junior</b>	34.967 (2)				19.083 (3)				16.767 (7)				-				70.817
		1. Kamilova Alisha (2009)	-	-	-	-	5.000	14.083	0.000	19.083	5.000	11.000	0.600	15.400					34.483
		2. Gherasim Xenia (2009)	5.000	12.867	0.600	17.267	-	-	-	-	5.000	11.767	0.000	16.767					34.034
		3. Kozynets Mariia (2009)	5.000	12.700	0.000	17.700	4.800	10.250	0.600	14.450	-	-	-	-					32.150
4.	GER	<b>TSV Schwerin e.V. B Junior</b>	18.867 (5)				14.317 (6)				35.916 (2)				-				69.100
		1. Weizel Jana (2010)	5.000	13.867	0.000	18.867	-	-	-	-	5.000	13.933	0.000	18.933					37.800
		2. Seibig Elisa (2009)	-	-	-	-	4.600	9.717	0.000	14.317	5.000	11.983	0.000	16.983					31.300
5.	AUT	<b>Sportunion ADM LINZ</b>	50.050 (1)				-				18.183 (5)				-				68.233
		1. Köhler Mira (2010)	5.000	11.883	0.000	16.883	-	-	-	-	4.900	13.283	0.000	18.183					35.066
		2. Herler Sophia (2009)	5.000	11.617	0.000	16.617	-	-	-	-	4.900	9.733	0.000	14.633					31.250
		3. Lettner Katharina (2009)	5.000	11.550	0.000	16.550	3.300	8.783	0.300	11.783	-	-	-	-					28.333
6.	CZE	<b>SK MG Mantila Brno - Team 3</b>	15.400 (6)				34.250 (2)				18.033 (6)				-				67.683
		1. Smuniewská Kristýna (2010)	-	-	-	-	4.900	11.767	0.000	16.667	5.000	13.033	0.000	18.033					34.700
		2. Matoušková Věra (2009)	4.600	11.400	0.600	15.400	4.800	12.783	0.000	17.583	-	-	-	-					32.983
7.	AUT	<b>GUG Team Junior B</b>	32.267 (3)				18.050 (5)				15.850 (8)				-				66.167
		1. Jurtschitsch Lena (2010)	5.000	13.267	0.000	18.267	-	-	-	-	5.000	10.850	0.000	15.850					34.117
		2. Url Michalopoulos Klara (2010)	3.400	10.900	0.300	14.000	4.900	13.150	0.000	18.050	-	-	-	-					32.050
8.	CRO	<b>Porec 2</b>	-				36.333 (1)				27.034 (3)				-				63.367
		1. JUGOVAC LEA (2009)					5.000	13.633	0.000	18.633	4.600	10.217	0.600	14.217					32.850
		2. CRAMER LARA (2009)					5.000	12.700	0.000	17.700	-	-	-	-					17.700
		3. Bassanese Belen (2010)					-	-	-	-	2.800	10.017	0.000	12.817					12.817

# SPRING CUP Individual and Team competition

16.03.2024 - 16.03.2024 - Senior A

Place	Country	Team	○				●				🍴				🏸				Score
			D	E	Ded.	Sum	D	E	Ded.	Sum	D	E	Ded.	Sum	D	E	Ded.	Sum	
1.	AUT	<b>TV Wien-Mariahilf Seniors</b>	<b>31.333 (3)</b>				<b>55.433 (1)</b>				<b>27.500 (2)</b>				<b>-</b>				<b>114.266</b>
		1. MIRONSKAYA Dina (2007) 2. MIRONSKAYA Arina (2007)	- <b>15.200</b>	- <b>16.133</b>	- <b>0.000</b>	- <b>31.333</b>	<b>14.000</b> <b>12.000</b>	<b>14.583</b> <b>14.850</b>	<b>0.000</b> <b>0.000</b>	<b>28.583</b> <b>26.850</b>	<b>12.400</b> -	<b>15.100</b> -	<b>0.000</b> -	<b>27.500</b> -	12.000 -	14.433 -	0.000 -	26.433 -	<b>82.516</b> <b>58.183</b>
2.	CZE	<b>T.J.Sokol Hodkovičky SENIORS A</b>	<b>27.033 (4)</b>				<b>27.883 (3)</b>				<b>53.950 (1)</b>				<b>-</b>				<b>108.866</b>
		1. Husovská Natália (2007)	11.200	14.183	0.000	25.383	<b>12.500</b>	<b>15.383</b>	<b>0.000</b>	<b>27.883</b>	-	-	-	-	-	-	-	-	<b>53.266</b>
		2. HAVLIKOVA Karolina (2006)	-	-	-	-	-	-	-	-	<b>13.500</b>	<b>14.633</b>	<b>0.000</b>	<b>28.133</b>	10.600	13.667	0.000	24.267	<b>52.400</b>
		3. Obstová Tereza (2008)	10.300	15.333	0.000	25.633	-	-	-	-	<b>11.200</b>	<b>14.617</b>	<b>0.000</b>	<b>25.817</b>	-	-	-	-	<b>51.450</b>
4. Samareva Alisa (2008)	<b>12.100</b>	<b>14.933</b>	<b>0.000</b>	<b>27.033</b>	-	-	-	-	9.800	13.400	0.000	23.200	-	-	-	-	<b>50.233</b>		
3.	AUT	<b>Spring Team</b>	<b>50.734 (1)</b>				<b>26.367 (4)</b>				<b>24.100 (3)</b>				<b>-</b>				<b>101.201</b>
		1. VASSILEV Emily (2008)	<b>12.400</b>	<b>14.467</b>	<b>0.000</b>	<b>26.867</b>	<b>11.500</b>	<b>14.867</b>	<b>0.000</b>	<b>26.367</b>	-	-	-	-	-	-	-	-	<b>53.234</b>
		2. Petrova Natalia (2008)	-	-	-	-	8.100	14.933	0.000	23.033	<b>10.500</b>	<b>13.600</b>	<b>0.000</b>	<b>24.100</b>	-	-	-	-	<b>47.133</b>
3. Fabiani Adriana (2008)	<b>10.100</b>	<b>13.767</b>	<b>0.000</b>	<b>23.867</b>	-	-	-	-	10.000	13.800	0.600	23.200	-	-	-	-	<b>47.067</b>		
4.	CZE	<b>SSK Vítkovice A</b>	<b>24.367 (5)</b>				<b>45.984 (2)</b>				<b>22.967 (4)</b>				<b>-</b>				<b>93.318</b>
		1. Kozáková Kamila (2007)	<b>9.300</b>	<b>15.067</b>	<b>0.000</b>	<b>24.367</b>	<b>9.200</b>	<b>14.367</b>	<b>0.000</b>	<b>23.567</b>	-	-	-	-	-	-	-	-	<b>47.934</b>
2. Kaliská Bára (2008)	-	-	-	-	<b>9.500</b>	<b>12.917</b>	<b>0.000</b>	<b>22.417</b>	<b>8.800</b>	<b>14.167</b>	<b>0.000</b>	<b>22.967</b>	-	-	-	-	-	<b>45.384</b>	
5.	AUT	<b>Sportunion ADM LINZ Seniors</b>	<b>41.333 (2)</b>				<b>20.350 (5)</b>				<b>21.200 (5)</b>				<b>-</b>				<b>82.883</b>
		1. Voitleitner Iris (2007)	<b>8.900</b>	<b>13.100</b>	<b>0.300</b>	<b>21.700</b>	-	-	-	-	<b>8.400</b>	<b>12.800</b>	<b>0.000</b>	<b>21.200</b>	-	-	-	-	<b>42.900</b>
2. Doberenz Yasmin (2003)	<b>6.400</b>	<b>13.233</b>	<b>0.000</b>	<b>19.633</b>	<b>7.500</b>	<b>12.850</b>	<b>0.000</b>	<b>20.350</b>	-	-	-	-	-	-	-	-	-	<b>39.983</b>	







# SPRING CUP Individual and Team competition

16.03.2024 - 16.03.2024 - Senior B

Place	Country	Team	○				●				🍴				🍷				Score
			D	E	Ded.	Sum	D	E	Ded.	Sum	D	E	Ded.	Sum	D	E	Ded.	Sum	
1.	CZE	<b>T.J.Sokol Hodkovičky - Team Senior B</b>	<b>19.350 (1)</b>				-				<b>39.800 (1)</b>				<b>20.367 (2)</b>				<b>79.517</b>
		1. Wright Ella Luisa (2008)	-	-	-	-					6.000	13.450	0.000	19.450	6.000	14.367	0.000	20.367	39.817
		2. Wright Isabel Mia (2008)	6.000	13.283	0.000	19.283					6.000	14.350	0.000	20.350	-	-	-	-	39.633
		3. Kodýdková Adina (2008)	6.000	13.350	0.000	19.350					6.000	13.350	0.000	19.350	-	-	-	-	38.700
2.	GER	<b>TSV Schwerin e.V. B Senior</b>	-				<b>39.800 (1)</b>				<b>38.733 (2)</b>				-				<b>78.533</b>
		1. Thoß Anastasia Constanze (2005)					6.000	14.200	0.000	20.200	6.000	14.150	0.000	20.150					40.350
		2. Pataman Anastasia (2007)					6.000	13.600	0.000	19.600	6.000	12.583	0.000	18.583					38.183
3.	AUT	<b>TGUS Senior B</b>	-				<b>19.100 (3)</b>				<b>35.000 (3)</b>				<b>16.417 (3)</b>				<b>70.517</b>
		1. Bendl Lea (2007)					6.000	13.100	0.000	19.100	6.000	11.800	0.000	17.800	-	-	-	-	36.900
		2. Migsch Yana (2007)					-	-	-	-	5.300	11.900	0.000	17.200	4.200	10.833	0.300	14.733	31.933
		3. Neumayr Paola (2007)								-	-	-	-	4.800	11.617	0.000	16.417	16.417	
4.	CZE	<b>SSK Vítkovice B</b>	-				-				<b>33.383 (4)</b>				<b>33.383 (1)</b>				<b>66.766</b>
		1. Kozová Lucie (2006)									6.000	13.600	0.000	19.600	5.700	13.350	0.000	19.050	38.650
		2. Mojáková Anna (2008)									3.400	10.383	0.000	13.783	3.000	11.333	0.000	14.333	28.116
5.	AUT	<b>TS Satteins</b>	<b>17.717 (2)</b>				<b>30.850 (2)</b>				<b>14.517 (5)</b>				-				<b>63.084</b>
		1. Bolter Laura (2004)	5.200	12.517	0.000	17.717	5.600	12.450	0.000	18.050	-	-	-	-					35.767
		2. Frischmann Annabelle (2007)	-	-	-	-	2.300	10.500	0.000	12.800	3.500	11.017	0.000	14.517					27.317

# SPRING CUP Individual and Team competition

16.03.2024 - 16.03.2024 - A Category Jugend 2(2012 und 2013) - All Around 2012


Rank	Country	Name/Club	Year	○				●				🍴				🌀				Score		
				D	A	E	Ded.	D	A	E	Ded.	D	A	E	Ded.	D	A	E	Ded.			
1.	 AUT	<b>Konizhai Kvitoslava TGUS</b>	2012	<b>20.483</b> (1)				-				-				<b>16.283</b> (1)				<b>36.766</b>		
				7.100	6.950	6.433	-	-	-	-	-	-	-	-	-	-	-	-	4.500	6.550	5.233	-
2.	 AUT	<b>Mathies Amelie VTS</b>	2012	-				<b>18.867</b> (2)				<b>17.767</b> (1)				-				<b>36.634</b>		
				-	-	-	-	5.800	6.900	6.167	-	5.100	6.900	5.767	-	-	-	-	-	-	-	-
3.	 AUT	<b>Speckle Coco VTS</b>	2012	-				<b>18.900</b> (1)				<b>16.533</b> (3)				-				<b>35.433</b>		
				-	-	-	-	5.500	6.900	6.500	-	4.900	6.600	5.033	-	-	-	-	-	-	-	-
4.	 AUT	<b>Peric Nika VTS</b>	2012	-				<b>17.150</b> (4)				<b>17.067</b> (2)				-				<b>34.217</b>		
				-	-	-	-	5.100	6.950	5.400	-0.30	5.200	6.900	4.967	-	-	-	-	-	-	-	-
5.	 AUT	<b>Etschmann Julia TS Tirol</b>	2012	-				<b>17.350</b> (3)				<b>16.133</b> (4)				-				<b>33.483</b>		
				-	-	-	-	4.800	6.050	6.500	-	3.900	6.500	5.733	-	-	-	-	-	-	-	-
6.	 AUT	<b>Adiakpor Sarafina TS Tirol</b>	2012	-				<b>15.700</b> (5)				-				<b>15.067</b> (2)				<b>30.767</b>		
				-	-	-	-	3.200	6.600	5.900	-	-	-	-	-	-	-	-	2.900	6.400	5.767	-







# SPRING CUP Individual and Team competition

Salzburg

16.03.2024 - 16.03.2024 - A Category Jugend 2(2012 und 2013)



Rank	Country	Name/Club	Year	D	A	E	Ded.	Score	
1.	 AUT	<b>Bezugla Anna</b> <i>YGUS</i>		0	8.400	7.400	7.433	-	<b>23.233</b>
2.	 AUT	<b>Speckle Coco</b> <i>VTS</i>	2012		5.500	6.900	6.500	-	<b>18.900</b>
3.	 AUT	<b>Mathies Amelie</b> <i>VTS</i>	2012		5.800	6.900	6.167	-	<b>18.867</b>
4.	 AUT	<b>Etschmann Julia</b> <i>TS Tirol</i>	2012		4.800	6.050	6.500	-	<b>17.350</b>
5.	 AUT	<b>Peric Nika</b> <i>VTS</i>	2012		5.100	6.950	5.400	0.30	<b>17.150</b>
6.	 AUT	<b>Adiakpor Sarafina</b> <i>TS Tirol</i>	2012		3.200	6.600	5.900	-	<b>15.700</b>

# SPRING CUP Individual and Team competition

Salzburg

16.03.2024 - 16.03.2024 - A Category Jugend 2(2012 und 2013)




Rank	Country	Name/Club	Year	D	A	E	Ded.	Score
1.	 AUT	<b>Resmann Eva</b> <b>TGUS</b>	0	8.900	6.650	6.433	-	<b>21.983</b>
2.	 AUT	<b>Mathies Amelie</b> VTS	2012	5.100	6.900	5.767	-	<b>17.767</b>
3.	 AUT	<b>Peric Nika</b> VTS	2012	5.200	6.900	4.967	-	<b>17.067</b>
4.	 AUT	<b>Speckle Coco</b> VTS	2012	4.900	6.600	5.033	-	<b>16.533</b>
5.	 AUT	<b>Etschmann Julia</b> TS Tirol	2012	3.900	6.500	5.733	-	<b>16.133</b>

# SPRING CUP Individual and Team competition

Salzburg

16.03.2024 - 16.03.2024 - A Category Jugend 2(2012 und 2013)




Rank	Country	Name/Club	Year	D	A	E	Ded.	Score
1.	 AUT	<b>Konizhai Kvitoslava</b> <b>TGUS</b>	2012	4.500	6.550	5.233	-	<b>16.283</b>
2.	 AUT	<b>Adiakpor Sarafina</b> <i>TS Tirol</i>	2012	2.900	6.400	5.767	-	<b>15.067</b>

# SPRING CUP Individual and Team competition

Salzburg

16.03.2024 - 16.03.2024 - A Category Jugend 3(2013 und 2014)



Rank	Country	Name/Club	Year	D	A	E	Ded.	Score
1.	 AUT	<b>Klotzinger Lisa</b> <i>YGUS</i>	2013	6.000	7.000	6.700	-	<b>19.700</b>
2.	 AUT	<b>Weber Anastasia</b> <i>TV Wien-Mariahilf</i>	2013	5.200	6.850	6.600	-	<b>18.650</b>
3.	 AUT	<b>Schmidt Amelie</b> <i>TS Tirol</i>	2013	3.700	6.800	5.967	-	<b>16.467</b>
4.	 AUT	<b>Pilny Larra</b> <i>TS Tirol</i>	2013	3.700	6.650	5.967	-	<b>16.317</b>
5.	 MDA	<b>Stillmann Felina</b> <i>R.G MOLDOVA</i>	2013 CA	3.000	6.550	6.667	-	<b>16.217</b>
6.	 AUT	<b>Mayr Adriana</b> <i>VTS</i>	2013	3.600	6.600	5.900	-	<b>16.100</b>

# SPRING CUP Individual and Team competition

Salzburg

16.03.2024 - 16.03.2024 - A Category Jugend 3(2013 und 2014)



Rank	Country	Name/Club	Year	D	A	E	Ded.	Score
1.	 AUT	<b>Medianikova Sobina</b> <i>TV Wien-Mariahilf</i>	2013	4.000	6.250	6.233	-	<b>16.483</b>
2.	 AUT	<b>Beckenberger Emilia</b> <i>TGUS</i>	2013	4.900	6.350	4.567	-	<b>15.817</b>

# SPRING CUP Individual and Team competition

16.03.2024 - 16.03.2024 - A Category Jugend 4(2014 und 2015) - All Around


Rank	Country	Name/Club	Year	□				○				●				Score
				D	A	E	Ded.	D	A	E	Ded.	D	A	E	Ded.	
1.	AUT	<b>KÖRNER Lara-Sophie</b> GUG Gymnastiksport Union Graz	2014	<b>20.550</b> (1)				<b>19.050</b> (2)				<b>19.967</b> (1)				<b>59.567</b>
				5.650	7.600	7.300	-	5.600	7.050	6.400	-	6.400	7.000	6.567	-	
2.	AUT	<b>Mykhailiuk Dariia</b> TGUS	2014	<b>19.367</b> (2)				<b>19.500</b> (1)				<b>14.767</b> (5)				<b>53.634</b>
				4.350	7.450	7.567	-	6.000	7.000	6.500	-	5.100	6.600	3.367	-0.30	
3.	AUT	<b>Teslenko Maria</b> TGUS	2014	<b>19.200</b> (3)				<b>17.483</b> (4)				<b>16.717</b> (4)				<b>53.400</b>
				4.450	6.950	7.800	-	5.000	6.450	6.033	-	5.400	6.650	4.667	-	
4.	MDA	<b>Gherasim Victoria</b> R.G MOLDOVA	2014 CA	-				<b>18.400</b> (3)				<b>17.817</b> (2)				<b>36.217</b>
				-	-	-	-	5.600	6.300	6.800	-0.30	4.900	6.750	6.167	-	
5.	AUT	<b>Kalashnikova Viktoria</b> VTS	2014	<b>17.750</b> (4)				-				<b>17.383</b> (3)				<b>35.133</b>
				2.600	7.350	7.800	-	-	-	-	-	3.900	7.050	6.433	-	

# SPRING CUP Individual and Team competition

Salzburg

16.03.2024 - 16.03.2024 - A Category Jugend 4(2014 und 2015)



Rank	Country	Name/Club	Year	D	A	E	Ded.	Score
1.	 AUT	<b>Mykhailiuk Daria</b> TGUS	2014	6.000	7.000	6.500	-	<b>19.500</b>
2.	 AUT	<b>KÖRNER Lara-Sophie</b> GUG Gymnastiksport Union Graz	2014	5.600	7.050	6.400	-	<b>19.050</b>
3.	 MDA	<b>Gherasim Victoria</b> R.G MOLDOVA	2014 CA	5.600	6.300	6.800	0.30	<b>18.400</b>
4.	 AUT	<b>Teslenko Maria</b> TGUS	2014	5.000	6.450	6.033	-	<b>17.483</b>

# SPRING CUP Individual and Team competition

Salzburg

16.03.2024 - 16.03.2024 - A Category Jugend 4(2014 und 2015)




Rank	Country	Name/Club	Year	D	A	E	Ded.	Score
1.	AUT	<b>KÖRNER Lara-Sophie</b> <i>GUG Gymnastiksport Union Graz</i>	2014	5.650	7.600	7.300	-	<b>20.550</b>
2.	AUT	<b>Mykhailiuk Dariia</b> <i>TGUS</i>	2014	4.350	7.450	7.567	-	<b>19.367</b>
3.	AUT	<b>Teslenko Maria</b> <i>TGUS</i>	2014	4.450	6.950	7.800	-	<b>19.200</b>
4.	AUT	<b>Kalashnikova Viktoria</b> <i>VTS</i>	2014	2.600	7.350	7.800	-	<b>17.750</b>



# SPRING CUP Individual and Team competition

Salzburg

16.03.2024 - 16.03.2024 - A Category Senior(2008 and older) 2008



Rank	Country	Name/Club	Year	D	A	E	Ded.	Score
1.	 AUT	<b>VASSILEV Emily</b> <i>GUG Gymnastiksport Union Graz</i>	2008	11.500	7.100	7.767	-	<b>26.367</b>
2.	 AUT	<b>Petrova Natalia</b> <b>TGUS</b>	2008	8.100	7.200	7.733	-	<b>23.033</b>
3.	 CZE	<b>Kaliská Bára</b> <i>SSK Vítkovice</i>	2008	9.500	6.550	6.367	-	<b>22.417</b>

# SPRING CUP Individual and Team competition

Salzburg

16.03.2024 - 16.03.2024 - A Category Senior(2008 and older) 2008









Rank	Country	Name/Club	Year	D	A	E	Ded.	Score
1.	CZE	<b>Obstová Tereza</b> <i>T.J.Sokol Hodkovičky</i>	2008	11.200	7.550	7.067	-	<b>25.817</b>
2.	AUT	<b>Petrova Natalia</b> <i>TGUS</i>	2008	10.500	6.900	6.700	-	<b>24.100</b>
3.	AUT	<b>Fabiani Adriana</b> <i>TSV Unity</i>	2008	10.000	7.000	6.800	0.60	<b>23.200</b>
4.	CZE	<b>Samareva Alisa</b> <i>T.J.Sokol Hodkovičky</i>	2008	9.800	7.100	6.300	-	<b>23.200</b>
5.	CZE	<b>Kaliská Bára</b> <i>SSK Vítkovice</i>	2008	8.800	7.000	7.167	-	<b>22.967</b>

## TIE BREAK REPORT

Rank	Country	Name	Total	E Total	A Total	D Total
3	AUT	Fabiani Adriana	23.2000	6.80	7.00	10.00
4	CZE	Samareva Alisa	23.2000	6.30	7.10	9.80

# SPRING CUP Individual and Team competition

16.03.2024 - 16.03.2024 - B Category Kinder 1(2015 und 2016) - All Around

Rank	Country	Name/Club	Year	□				○				Score
				D	A	E	Ded.	D	A	E	Ded.	
1.	 AUT	<b>Merz Nelly</b> <i>YGUS</i>	2015	<b>17.633</b> (1)				<b>15.117</b> (1)				<b>32.750</b>
				3.000	7.200	7.433	-	3.000	6.050	6.067	-	
2.	 CRO	<b>Havrylenko Maria</b> <i>KRSG Poreč</i>	2015	<b>13.900</b> (2)				-				<b>13.900</b>
				1.500	5.900	6.500	-	-	-	-	-	
3.	 AUT	<b>Abdallah Dlaza</b> <i>TGUS</i>	2015	<b>13.317</b> (3)				-				<b>13.317</b>
				2.050	5.200	6.067	-	-	-	-	-	
4.	 AUT	<b>Inama Luisa</b> <i>TGUS</i>	2015	<b>12.683</b> (4)				-				<b>12.683</b>
				1.250	5.500	5.933	-	-	-	-	-	
5.	 AUT	<b>Kaiser Elea</b> <i>TGUS</i>	2015	<b>11.533</b> (5)				-				<b>11.533</b>
				1.650	5.350	4.533	-	-	-	-	-	
6.	 AUT	<b>Rados Leyla</b> <i>TGUS</i>	2015	<b>10.850</b> (6)				-				<b>10.850</b>
				0.950	5.200	4.700	-	-	-	-	-	

# SPRING CUP Individual and Team competition

Salzburg














16.03.2024 - 16.03.2024 - B Category Kinder 1(2015 und 2016)



Rank	Country	Name/Club	Year	D	A	E	Ded.	Score
1.	AUT	<b>Merz Nelly</b> TGUS	2015	3.000	7.200	7.433	-	<b>17.633</b>
2.	CRO	<b>Havrylenko Maria</b> KRSK Poreč	2015	1.500	5.900	6.500	-	<b>13.900</b>
3.	AUT	<b>Abdallah Dlaza</b> TGUS	2015	2.050	5.200	6.067	-	<b>13.317</b>
4.	AUT	<b>Inama Luisa</b> TGUS	2015	1.250	5.500	5.933	-	<b>12.683</b>
5.	AUT	<b>Kaiser Elea</b> TGUS	2015	1.650	5.350	4.533	-	<b>11.533</b>
6.	AUT	<b>Rados Leyla</b> TGUS	2015	0.950	5.200	4.700	-	<b>10.850</b>

# SPRING CUP Individual and Team competition


16.03.2024 - 16.03.2024 - B Category Jugend 4(2014 und 2015) - All Around


Rank	Country	Name/Club	Year	□				○				●				Score
				D	A	E	Ded.	D	A	E	Ded.	D	A	E	Ded.	
1.	 AUT	<b>Kim Maryna</b> TGUS	2014	<b>17.450</b> (2)				<b>14.817</b> (1)				-				<b>32.267</b>
				2.350	7.400	7.700	-	4.000	5.450	5.667	-0.30	-	-	-	-	
2.	 AUT	<b>Bodocs Anna</b> TGUS	2014	<b>18.433</b> (1)				<b>12.733</b> (4)				-				<b>31.166</b>
				3.000	8.300	7.133	-	2.300	5.900	4.533	-	-	-	-	-	
3.	 AUT	<b>Marchuk Yaroslava</b> TGUS	2014	-				<b>14.250</b> (2)				<b>15.150</b> (1)				<b>29.400</b>
				-	-	-	-	2.200	6.150	5.900	-	3.300	5.950	5.900	-	
4.	 AUT	<b>Mayrhofer Lara</b> TGUS	2014	<b>14.317</b> (4)				<b>13.783</b> (3)				-				<b>28.100</b>
				1.550	6.600	6.167	-	1.700	5.950	6.133	-	-	-	-	-	
5.	 AUT	<b>Handra Alexandra</b> TGUS	2014	<b>14.400</b> (3)				-				-				<b>14.400</b>
				1.850	5.850	6.700	-	-	-	-	-	-	-	-	-	
6.	 AUT	<b>Pecic Sofia</b> TGUS	2014	<b>13.017</b> (5)				-				-				<b>13.017</b>
				2.200	5.350	5.467	-	-	-	-	-	-	-	-	-	
7.	 AUT	<b>Mitterberger Isabella</b> TGUS	2014	<b>12.733</b> (6)				-				-				<b>12.733</b>
				1.150	5.450	6.133	-	-	-	-	-	-	-	-	-	
8.	 AUT	<b>Stepanovic Lea</b> TGUS	2014	<b>12.567</b> (7)				-				-				<b>12.567</b>
				0.950	5.750	5.867	-	-	-	-	-	-	-	-	-	
9.	 AUT	<b>Funke Hanna</b> TGUS	2014	<b>12.517</b> (8)				-				-				<b>12.517</b>
				0.900	5.750	5.867	-	-	-	-	-	-	-	-	-	
10.	 AUT	<b>Fischer Clara</b> TGUS	2014	<b>12.167</b> (9)				-				-				<b>12.167</b>
				1.250	5.550	5.367	-	-	-	-	-	-	-	-	-	
11.	 AUT	<b>Jöchl Elisa</b> TGUS	2014	<b>12.100</b> (10)				-				-				<b>12.100</b>
				1.050	6.450	4.600	-	-	-	-	-	-	-	-	-	
12.	 AUT	<b>Ostermayer Ilvy</b> TGUS	2014	<b>11.950</b> (11)				-				-				<b>11.950</b>
				1.150	5.300	5.500	-	-	-	-	-	-	-	-	-	
13.	 AUT	<b>Aristova Olena</b> TGUS	2014	<b>11.300</b> (12)				-				-				<b>11.300</b>
				1.500	5.100	4.700	-	-	-	-	-	-	-	-	-	

# SPRING CUP Individual and Team competition

Salzburg

16.03.2024 - 16.03.2024 - B Category Jugend 4(2014 und 2015)



Rank	Country	Name/Club	Year	D	A	E	Ded.	Score
1.	 AUT	<b>Marchuk Yaroslava</b> <i>TGUS</i>	2014	3.300	5.950	5.900	-	<b>15.150</b>

# SPRING CUP Individual and Team competition

Salzburg

16.03.2024 - 16.03.2024 - B Category Jugend 4(2014 und 2015)



Rank	Country	Name/Club	Year	D	A	E	Ded.	Score
1.	 AUT	<b>Kim Maryna</b> TGUS	2014	4.000	5.450	5.667	0.30	<b>14.817</b>
2.	 AUT	<b>Marchuk Yaroslava</b> TGUS	2014	2.200	6.150	5.900	-	<b>14.250</b>
3.	 AUT	<b>Mayrhofer Lara</b> TGUS	2014	1.700	5.950	6.133	-	<b>13.783</b>
4.	 AUT	<b>Bodocs Anna</b> TGUS	2014	2.300	5.900	4.533	-	<b>12.733</b>

# SPRING CUP Individual and Team competition

Salzburg

16.03.2024 - 16.03.2024 - B Category Jugend 4(2014 und 2015)



Rank	Country	Name/Club	Year	D	A	E	Ded.	Score
1.	AUT	<b>Bodocs Anna</b> TGUS	2014	3.000	8.300	7.133	-	<b>18.433</b>
2.	AUT	<b>Kim Maryna</b> TGUS	2014	2.350	7.400	7.700	-	<b>17.450</b>
3.	AUT	<b>Handra Alexandra</b> TGUS	2014	1.850	5.850	6.700	-	<b>14.400</b>
4.	AUT	<b>Mayrhofer Lara</b> TGUS	2014	1.550	6.600	6.167	-	<b>14.317</b>
5.	AUT	<b>Pecic Sofia</b> TGUS	2014	2.200	5.350	5.467	-	<b>13.017</b>
6.	AUT	<b>Mitterberger Isabella</b> TGUS	2014	1.150	5.450	6.133	-	<b>12.733</b>
7.	AUT	<b>Stepanovic Lea</b> TGUS	2014	0.950	5.750	5.867	-	<b>12.567</b>
8.	AUT	<b>Funke Hanna</b> TGUS	2014	0.900	5.750	5.867	-	<b>12.517</b>
9.	AUT	<b>Fischer Clara</b> TGUS	2014	1.250	5.550	5.367	-	<b>12.167</b>
10.	AUT	<b>Jöchl Elisa</b> TGUS	2014	1.050	6.450	4.600	-	<b>12.100</b>
11.	AUT	<b>Ostermayer Ilvy</b> TGUS	2014	1.150	5.300	5.500	-	<b>11.950</b>
12.	AUT	<b>Aristova Olena</b> TGUS	2014	1.500	5.100	4.700	-	<b>11.300</b>



# SPRING CUP Individual and Team competition


16.03.2024 - 16.03.2024 - B Category Jugend 2(2012 and 2013) - All Around

Rank	Country	Name/Club	Year	○				●				🍴				🌀				Score
				D	A	E	Ded.	D	A	E	Ded.	D	A	E	Ded.	D	A	E	Ded.	
1.	CZE	Kohoutová Eliška T.J.Sokol Hodkovičky	2012	16.817 (3)				-				17.067 (1)				-				33.884
				4.000	6.450	6.367	-	-	-	-	-	4.000	7.100	5.967	-	-	-	-	-	
2.	CZE	Mihočová Tereza SK MG Mantila Brno	2012	17.067 (2)				-				16.300 (3)				-				33.367
				4.000	6.700	6.367	-	-	-	-	-	4.000	6.400	5.900	-	-	-	-	-	
3.	AUT	Marchuk Svitlana TGUS	2012	-				16.433 (2)				-				15.017 (1)				31.450
				-	-	-	-	4.000	6.500	5.933	-	-	-	-	-	4.000	5.950	5.067	-	
4.	CZE	Veselá Pavína T.J.Sokol Hodkovičky	2012	14.417 (6)				16.817 (1)				-				-				31.234
				3.400	6.450	4.567	-	3.700	6.850	6.267	-	-	-	-	-	-	-	-	-	
5.	CZE	Lišková Ema SK MG MANTILA Brno	2012	14.283 (7)				-				16.783 (2)				-				31.066
				4.000	5.850	4.433	-	-	-	-	-	4.000	6.550	6.233	-	-	-	-	-	
6.	AUT	Khomenko Arina TGUS	2012	14.583 (5)				-				15.750 (4)				-				30.333
				3.800	6.050	4.733	-	-	-	-	-	4.000	6.550	5.200	-	-	-	-	-	
7.	AUT	Resch Pia TGUS	2012	15.083 (4)				14.300 (3)				-				-				29.383
				4.000	5.950	5.133	-	2.700	6.400	5.200	-	-	-	-	-	-	-	-	-	
8.	CRO	MILOTIĆ LUANA KRSG Poreč	2012	17.083 (1)				-				-				-				17.083
				4.000	6.750	6.333	-	-	-	-	-	-	-	-	-	-	-	-	-	
9.	AUT	Glaser Mara TGUS	2012	-				12.283 (4)				-				-				12.283
				-	-	-	-	1.700	5.950	4.633	-	-	-	-	-	-	-	-	-	
10.	AUT	Handra Julia TGUS	2012	11.583 (8)				-				-				-				11.583
				1.700	5.350	4.533	-	-	-	-	-	-	-	-	-	-	-	-	-	
11.	AUT	Köllner Frieda TGUS	2012	-				9.350 (5)				-				-				9.350
				-	-	-	-	0.900	5.650	2.800	-	-	-	-	-	-	-	-	-	
12.	AUT	Abbas Kalthouma TGUS	2012	-				7.567 (6)				-				-				7.567
				-	-	-	-	0.900	4.200	3.067	-0.60	-	-	-	-	-	-	-	-	

# SPRING CUP Individual and Team competition

Salzburg



















16.03.2024 - 16.03.2024 - B Category Jugend 2(2012 and 2013)



Rank	Country	Name/Club	Year	D	A	E	Ded.	Score
1.	CZE	<b>Veselá Pavlína</b> <i>T.J.Sokol Hodkovičky</i>	2012	3.700	6.850	6.267	-	<b>16.817</b>
2.	AUT	<b>Marchuk Svitlana</b> <i>TGUS</i>	2012	4.000	6.500	5.933	-	<b>16.433</b>
3.	AUT	<b>Resch Pia</b> <i>TGUS</i>	2012	2.700	6.400	5.200	-	<b>14.300</b>
4.	AUT	<b>Glaser Mara</b> <i>TGUS</i>	2012	1.700	5.950	4.633	-	<b>12.283</b>
5.	AUT	<b>Köllerer Frieda</b> <i>TGUS</i>	2012	0.900	5.650	2.800	-	<b>9.350</b>
6.	AUT	<b>Abbas Kalthouma</b> <i>TGUS</i>	2012	0.900	4.200	3.067	0.60	<b>7.567</b>

# SPRING CUP Individual and Team competition

16.03.2024 - 16.03.2024 - B Category Junior(2010 and 2009) - All Around 2009

Rank	Country	Name/Club	Year																	Score	
				D	A	E	Ded.	D	A	E	Ded.	D	A	E	Ded.	D	A	E	Ded.		
1.		<b>Miklavcic Anna</b> TGUS	2009	<b>18.917</b> (1)				-				<b>19.533</b> (1)				-				<b>38.450</b>	
	AUT			5.000	7.250	6.667	-	-	-	-	-	-	-	5.000	7.500	7.033	-	-	-	-	
2.		<b>Wistuba Lena</b> ASV Cham	2009	-				-				<b>18.100</b> (2)				<b>17.667</b> (1)				<b>35.767</b>	
	GER			-	-	-	-	-	-	-	-	-	5.000	6.700	6.400	-	4.200	7.300	6.167	-	
3.		<b>Kamilova Alisha</b> R.G MOLDOVA	2009 JrB	-				<b>19.083</b> (1)				<b>15.400</b> (5)				-				<b>34.483</b>	
	MDA			-	-	-	-	5.000	7.050	7.033	-	-	5.000	6.300	4.700	-0.60	-	-	-	-	
4.		<b>Gherasim Xenia</b> R.G MOLDOVA	2009 JrB	<b>17.267</b> (3)				-				<b>16.767</b> (4)				-				<b>34.034</b>	
	MDA			5.000	7.300	5.567	-0.60	-	-	-	-	-	5.000	6.900	4.867	-	-	-	-	-	
5.		<b>Matoušková Věra</b> SK MG MANTILA Brno	2009	<b>15.400</b> (6)				<b>17.583</b> (4)				-				-				<b>32.983</b>	
	CZE			4.600	6.400	5.000	-0.60	4.800	6.650	6.133	-	-	-	-	-	-	-	-	-	-	
6.		<b>JUGOVAC LEA</b> KRSG Poreč	2009	-				<b>18.633</b> (2)				<b>14.217</b> (7)				-				<b>32.850</b>	
	CRO			-	-	-	-	5.000	6.800	6.833	-	-	4.600	6.150	4.067	-0.60	-	-	-	-	
7.		<b>Kozynets Mariia</b> R.G MOLDOVA	2009 JrB	<b>17.700</b> (2)				<b>14.450</b> (5)				-				-				<b>32.150</b>	
	MDA			5.000	6.800	5.900	-	4.800	6.150	4.100	-0.60	-	-	-	-	-	-	-	-	-	
8.		<b>Seibig Elisa</b> TSV Schwerin e.V.	2009	-				<b>14.317</b> (6)				<b>16.983</b> (3)				-				<b>31.300</b>	
	GER			-	-	-	-	4.600	5.650	4.067	-	-	5.000	6.350	5.633	-	-	-	-	-	
9.		<b>Herler Sophia</b> Sportunion ADM Linz	2009	<b>16.617</b> (4)				-				<b>14.633</b> (6)				-				<b>31.250</b>	
	AUT			5.000	6.250	5.367	-	-	-	-	-	-	4.900	5.500	4.233	-	-	-	-	-	
10.		<b>Lettner Katharina</b> Sportunion ADM Linz LNZ	2009	<b>16.550</b> (5)				<b>11.783</b> (7)				-				-				<b>28.333</b>	
	AUT			5.000	6.150	5.400	-	3.300	5.350	3.433	-0.30	-	-	-	-	-	-	-	-	-	
11.		<b>Tomio Lucy</b> TS Satteins VOR	2009	<b>12.800</b> (7)				<b>10.950</b> (8)				-				-				<b>23.750</b>	
	AUT			3.200	5.200	4.400	-	2.300	5.150	3.800	-0.30	-	-	-	-	-	-	-	-	-	
12.		<b>CRAMER LARA</b> KRSG POREČ	2009	-				<b>17.700</b> (3)				-				-				<b>17.700</b>	
	CRO			-	-	-	-	5.000	6.900	5.800	-	-	-	-	-	-	-	-	-	-	
13.		<b>Narzakulova Lira</b> TGUS	2009	-				-				<b>12.717</b> (8)				-				<b>12.717</b>	
	AUT			-	-	-	-	-	-	-	-	-	3.000	5.050	4.667	-	-	-	-	-	
14.		<b>Jaberova Tia</b> TGUS	2009	-				-				<b>11.967</b> (9)				-				<b>11.967</b>	
	AUT			-	-	-	-	-	-	-	-	-	2.600	6.200	3.167	-	-	-	-	-	

# SPRING CUP Individual and Team competition


16.03.2024 - 16.03.2024 - B Category Junior(2010 and 2009) - All Around 2010

Rank	Country	Name/Club	Year	○				●				🍴				🌀				Score
				D	A	E	Ded.	D	A	E	Ded.	D	A	E	Ded.	D	A	E	Ded.	
1.	GER	<b>Bauer Valentina</b> ASV Cham	2010	-				-				19.800 (1)				19.033 (1)				38.833
				-	-	-	-	-	-	-	-	5.000	7.500	7.300	-	5.000	7.400	6.633	-	
2.	GER	<b>Weizel Jana</b> TSV Schwerin e.V.	2010	18.867 (1)				-				18.933 (2)				-				37.800
				5.000	7.200	6.667	-	-	-	-	-	5.000	7.300	6.633	-	-	-	-	-	
3.	AUT	<b>Brandauer Leah</b> TGUS	2010	-				18.483 (1)				-				17.717 (3)				36.200
				-	-	-	-	5.000	6.850	6.633	-	-	-	-	-	5.000	6.650	6.067	-	
4.	CZE	<b>Dluhoš Melanie</b> SSK Vítkovice	2010	-				-				17.217 (5)				18.433 (2)				35.650
				-	-	-	-	-	-	-	-	5.000	6.350	5.867	-	5.000	7.100	6.333	-	
5.	AUT	<b>Köhler Mira</b> Sportunion ADM Linz LNZ	2010	16.883 (3)				-				18.183 (3)				-				35.066
				5.000	6.450	5.433	-	-	-	-	-	4.900	6.650	6.633	-	-	-	-	-	
6.	CZE	<b>Smuniewská Kristýna</b> SK MG Mantila Brno	2010	-				16.667 (3)				18.033 (4)				-				34.700
				-	-	-	-	4.900	6.200	5.567	-	5.000	6.800	6.233	-	-	-	-	-	
7.	AUT	<b>Jurtschitsch Lena</b> GUG Gymnastiksport Union Graz	2010	18.267 (2)				-				15.850 (6)				-				34.117
				5.000	6.900	6.367	-	-	-	-	-	5.000	6.350	4.500	-	-	-	-	-	
8.	AUT	<b>Url Michalopoulos Klara</b> GUG Gymnastiksport Union Graz	2010	14.000 (4)				18.050 (2)				-				-				32.050
				3.400	6.200	4.700	-0.30	4.900	6.950	6.200	-	-	-	-	-	-	-	-	-	
9.	CRO	<b>Bassanese Belen</b> KRSK POREČ	2010	-				-				12.817 (7)				-				12.817
				-	-	-	-	-	-	-	-	2.800	5.950	4.067	-	-	-	-	-	

# SPRING CUP Individual and Team competition

Salzburg

16.03.2024 - 16.03.2024 - B Category Junior(2010 and 2009) 2009,2010



Rank	Country	Name/Club	Year	D	A	E	Ded.	Score
1.	MDA	<b>Kamilova Alisha</b> R.G MOLDOVA	2009 JrB	5.000	7.050	7.033	-	<b>19.083</b>
2.	CRO	<b>JUGOVAC LEA</b> KRSG Poreč	2009	5.000	6.800	6.833	-	<b>18.633</b>
3.	AUT	<b>Brandauer Leah</b> TGUS	2010	5.000	6.850	6.633	-	<b>18.483</b>
4.	AUT	<b>Url Michalopoulos Klara</b> GUG Gymnastiksport Union Graz	2010	4.900	6.950	6.200	-	<b>18.050</b>
5.	CRO	<b>CRAMER LARA</b> KRSG POREČ	2009	5.000	6.900	5.800	-	<b>17.700</b>
6.	CZE	<b>Matoušková Věra</b> SK MG MANTILA Brno	2009	4.800	6.650	6.133	-	<b>17.583</b>
7.	CZE	<b>Smuniewská Kristýna</b> SK MG Mantila Brno	2010	4.900	6.200	5.567	-	<b>16.667</b>
8.	MDA	<b>Kozynets Mariia</b> R.G MOLDOVA	2009 JrB	4.800	6.150	4.100	0.60	<b>14.450</b>
9.	GER	<b>Seibig Elisa</b> TSV Schwerin e.V.	2009	4.600	5.650	4.067	-	<b>14.317</b>
10.	AUT	<b>Lettner Katharina</b> Sportunion ADM Linz LNZ	2009	3.300	5.350	3.433	0.30	<b>11.783</b>
11.	AUT	<b>Tomio Lucy</b> TS Satteins VOR	2009	2.300	5.150	3.800	0.30	<b>10.950</b>

# SPRING CUP Individual and Team competition

Salzburg

16.03.2024 - 16.03.2024 - B Category Junior(2010 and 2009) 2009,2010



Rank	Country	Name/Club	Year	D	A	E	Ded.	Score
1.	GER	<b>Bauer Valentina</b> ASV Cham	2010	5.000	7.500	7.300	-	<b>19.800</b>
2.	AUT	<b>Miklavcic Anna</b> TGUS	2009	5.000	7.500	7.033	-	<b>19.533</b>
3.	GER	<b>Weizel Jana</b> TSV Schwerin e.V.	2010	5.000	7.300	6.633	-	<b>18.933</b>
4.	AUT	<b>Köhler Mira</b> Sportunion ADM Linz LNZ	2010	4.900	6.650	6.633	-	<b>18.183</b>
5.	GER	<b>Wistuba Lena</b> ASV Cham	2009	5.000	6.700	6.400	-	<b>18.100</b>
6.	CZE	<b>Smuniewská Kristýna</b> SK MG Mantila Brno	2010	5.000	6.800	6.233	-	<b>18.033</b>
7.	CZE	<b>Dluhoš Melanie</b> SSK Vítkovice	2010	5.000	6.350	5.867	-	<b>17.217</b>
8.	GER	<b>Seibig Elisa</b> TSV Schwerin e.V.	2009	5.000	6.350	5.633	-	<b>16.983</b>
9.	MDA	<b>Gherasim Xenia</b> R.G MOLDOVA	2009 JrB	5.000	6.900	4.867	-	<b>16.767</b>
10.	AUT	<b>Jurtschitsch Lena</b> GUG Gymnastiksport Union Graz	2010	5.000	6.350	4.500	-	<b>15.850</b>
11.	MDA	<b>Kamilova Alisha</b> R.G MOLDOVA	2009 JrB	5.000	6.300	4.700	0.60	<b>15.400</b>
12.	AUT	<b>Herler Sophia</b> Sportunion ADM Linz	2009	4.900	5.500	4.233	-	<b>14.633</b>
13.	CRO	<b>JUGOVAC LEA</b> KRSG Poreč	2009	4.600	6.150	4.067	0.60	<b>14.217</b>
14.	CRO	<b>Bassanese Belen</b> KRSG POREČ	2010	2.800	5.950	4.067	-	<b>12.817</b>
15.	AUT	<b>Narzakulova Lira</b> TGUS	2009	3.000	5.050	4.667	-	<b>12.717</b>
16.	AUT	<b>Jaberova Tia</b> TGUS	2009	2.600	6.200	3.167	-	<b>11.967</b>

# SPRING CUP Individual and Team competition

Salzburg

16.03.2024 - 16.03.2024 - B Category Junior(2010 and 2009) 2009,2010



Rank	Country	Name/Club	Year	D	A	E	Ded.	Score
1.	AUT	<b>Miklavcic Anna</b> <b>TGUS</b>	2009	5.000	7.250	6.667	-	<b>18.917</b>
2.	GER	<b>Weizel Jana</b> <i>TSV Schwerin e.V.</i>	2010	5.000	7.200	6.667	-	<b>18.867</b>
3.	AUT	<b>Jurtschitsch Lena</b> <i>GUG Gymnastiksport Union Graz</i>	2010	5.000	6.900	6.367	-	<b>18.267</b>
4.	MDA	<b>Kozynets Mariia</b> <i>R.G MOLDOVA</i>	2009 JrB	5.000	6.800	5.900	-	<b>17.700</b>
5.	MDA	<b>Gherasim Xenia</b> <i>R.G MOLDOVA</i>	2009 JrB	5.000	7.300	5.567	0.60	<b>17.267</b>
6.	AUT	<b>Köhler Mira</b> <i>Sportunion ADM Linz LNZ</i>	2010	5.000	6.450	5.433	-	<b>16.883</b>
7.	AUT	<b>Herler Sophia</b> <i>Sportunion ADM Linz</i>	2009	5.000	6.250	5.367	-	<b>16.617</b>
8.	AUT	<b>Lettner Katharina</b> <i>Sportunion ADM Linz LNZ</i>	2009	5.000	6.150	5.400	-	<b>16.550</b>
9.	CZE	<b>Matoušková Věra</b> <i>SK MG MANTILA Brno</i>	2009	4.600	6.400	5.000	0.60	<b>15.400</b>
10.	AUT	<b>Url Michalopoulos Klara</b> <i>GUG Gymnastiksport Union Graz</i>	2010	3.400	6.200	4.700	0.30	<b>14.000</b>
11.	AUT	<b>Tomio Lucy</b> <i>TS Satteins VOR</i>	2009	3.200	5.200	4.400	-	<b>12.800</b>

# SPRING CUP Individual and Team competition

Salzburg

16.03.2024 - 16.03.2024 - B Category Junior(2010 and 2009) 2009,2010




Rank	Country	Name/Club	Year	D	A	E	Ded.	Score
1.	GER	<b>Bauer Valentina</b> ASV Cham	2010	5.000	7.400	6.633	-	<b>19.033</b>
2.	CZE	<b>Dluhoš Melanie</b> SSK Vítkovice	2010	5.000	7.100	6.333	-	<b>18.433</b>
3.	AUT	<b>Brandauer Leah</b> <b>TGUS</b>	2010	5.000	6.650	6.067	-	<b>17.717</b>
4.	GER	<b>Wistuba Lena</b> ASV Cham	2009	4.200	7.300	6.167	-	<b>17.667</b>



# SPRING CUP Individual and Team competition

Salzburg

16.03.2024 - 16.03.2024 - B Category Senior(2008 and older)



Rank	Country	Name/Club	Year	D	A	E	Ded.	Score
1.	GER	<b>Thoß Anastasia Constanze</b> <i>TSV Schwerin e.V.</i>	2005	6.000	6.500	7.700	-	<b>20.200</b>
2.	GER	<b>Pataman Anastasia</b> <i>TSV Schwerin e.V.</i>	2007	6.000	6.600	7.000	-	<b>19.600</b>
3.	AUT	<b>Bendl Lea</b> <i>TGUS</i>	2007	6.000	6.600	6.500	-	<b>19.100</b>
4.	AUT	<b>Bolter Laura</b> <i>TS Satteins VOR</i>	2004	5.600	5.650	6.800	-	<b>18.050</b>
5.	CZE	<b>Suchardová Barbora</b> <i>SC 80 Chomutov</i>	2007	5.500	5.850	5.933	0.30	<b>16.983</b>
6.	AUT	<b>Frischmann Annabelle</b> <i>TS Satteins VOR</i>	2007	2.300	5.300	5.200	-	<b>12.800</b>

# SPRING CUP Individual and Team competition

Salzburg

16.03.2024 - 16.03.2024 - B Category Senior(2008 and older)



Rank	Country	Name/Club	Year	D	A	E	Ded.	Score
1.	CZE	<b>Wright Ella Luisa</b> <i>T.J.Sokol Hodkovičky</i>	2008	6.000	7.000	7.367	-	<b>20.367</b>
2.	CZE	<b>Kozová Lucie</b> <i>SSK Vítkovice</i>	2006	5.700	6.050	7.300	-	<b>19.050</b>
3.	AUT	<b>Neumayr Paola</b> <i>TGUS</i>	2007	4.800	5.950	5.667	-	<b>16.417</b>
4.	AUT	<b>Migsch Yana</b> <i>TGUS</i>	2007	4.200	5.600	5.233	0.30	<b>14.733</b>
5.	CZE	<b>Mojáková Anna</b> <i>SSK Vítkovice</i>	2008	3.000	5.500	5.833	-	<b>14.333</b>