



























BUBBLE CUP MOSTE

10.02.2024 - 11.02.2024 - B - Juniors(2009 - 2010) - All Around

Rank	Country	Name/Club	Year																	Score	
				D	A	E	Ded.	D	A	E	Ded.	D	A	E	Ded.	D	A	E	Ded.		
1.	 AUT	Miklavcic Anna TGUS	2009	19.167 (1)				-				17.550 (1)				-				36.717	
				6.500	6.200	6.467	-	-	-	-	-	-	-	5.800	5.850	5.900	-	-	-	-	
2.	 AUT	Brandauer Leah TGUS	2010	-				18.617 (2)				-				16.033 (1)				34.650	
				-	-	-	-	6.100	6.250	6.267	-	-	-	-	-	-	-	4.700	5.900	5.433	-
3.	 AUT	Yasko Elisaveta SPORTUNION ELEGANZ BURGENLAND BGL	2009	18.183 (2)				-				12.833 (4)				-				31.016	
				5.800	6.300	6.133	-0.05	-	-	-	-	-	-	3.800	4.700	4.633	-0.30	-	-	-	-
4.	 SLO	Dečko Kronegger Lucija ŠD Moste	2009	-				21.067 (1)				-				-				21.067	
				-	-	-	-	6.700	7.000	7.367	-	-	-	-	-	-	-	-	-	-	-
5.	 CRO	Havaši Lena GK Maksimir	2009	18.117 (3)				-				-				-				18.117	
				5.200	6.650	6.267	-	-	-	-	-	-	-	-	-	-	-	-	-	-	-
6.	 SLO	Rebić Tjaša KRG Šiška	2010	17.217 (4)				-				-				-				17.217	
				4.900	6.350	5.967	-	-	-	-	-	-	-	-	-	-	-	-	-	-	-
7.	 AUT	Kratzer Anna Allgemeiner Turnverein Graz	2010	17.133 (5)				-				-				-				17.133	
				5.200	5.650	6.433	-0.15	-	-	-	-	-	-	-	-	-	-	-	-	-	-
8.	 AUT	Butmalai Theodora Allgemeiner Turnverein Graz	2009	17.117 (6)				-				-				-				17.117	
				4.800	5.800	6.567	-0.05	-	-	-	-	-	-	-	-	-	-	-	-	-	-
9.	 AUT	Konrad Eva-marie Allgemeiner Turnverein Graz	2009	-				-				13.183 (2)				-				13.183	
				-	-	-	-	-	-	-	-	-	3.600	5.050	4.533	-	-	-	-	-	-
10.	 AUT	Grilic Lea Allgemeiner Turnverein Graz	2009	-				-				13.050 (3)				-				13.050	
				-	-	-	-	-	-	-	-	-	3.400	5.750	3.900	-	-	-	-	-	-
11.	 AUT	Kratzer Julia Allgemeiner Turnverein Graz	2009	-				-				12.650 (5)				-				12.650	
				-	-	-	-	-	-	-	-	-	3.400	5.200	4.200	-0.15	-	-	-	-	-
12.	 SLO	Rozman Melanija Sportni klub Blescica	2010	12.383 (7)				-				-				-				12.383	
				3.300	5.150	3.933	-	-	-	-	-	-	-	-	-	-	-	-	-	-	-
13.	 AUT	Löcker Aisha Allgemeiner Turnverein Graz	2009	-				-				11.500 (6)				-				11.500	
				-	-	-	-	-	-	-	-	-	2.600	5.000	3.900	-	-	-	-	-	-
14.	 CRO	Berko Mia GK Maksimir	2010	-				10.150 (3)				-				-				10.150	
				-	-	-	-	3.200	4.750	2.800	-0.60	-	-	-	-	-	-	-	-	-	-








BUBBLE CUP MOSTE

10.02.2024 - 11.02.2024 - B - Juniors(2009 - 2010)

Rank	Country	Name/Club	Year					Score
				D	A	E	Ded.	
1.	 AUT	Miklavcic Anna <i>YGUS</i>	2009	19.167 (1)				19.167
				6.500	6.200	6.467	-	
2.	 AUT	Yasko Elisaveta <i>SPORTUNION ELEGANZ BURGENLAND BGL</i>	2009	18.183 (2)				18.183
				5.800	6.300	6.133	-0.05	
3.	 CRO	Havaši Lena <i>GK Maksimir</i>	2009	18.117 (3)				18.117
				5.200	6.650	6.267	-	
4.	 SLO	Rebić Tjaša <i>KRG Šiška</i>	2010	17.217 (4)				17.217
				4.900	6.350	5.967	-	
5.	 AUT	Kratzer Anna <i>Allgemeiner Turnverein Graz</i>	2010	17.133 (5)				17.133
				5.200	5.650	6.433	-0.15	
6.	 AUT	Butmalai Theodora <i>Allgemeiner Turnverein Graz</i>	2009	17.117 (6)				17.117
				4.800	5.800	6.567	-0.05	
7.	 SLO	Rozman Melanija <i>Sportni klub Blescica</i>	2010	12.383 (7)				12.383
				3.300	5.150	3.933	-	

BUBBLE CUP MOSTE

10.02.2024 - 11.02.2024 - B - Juniors(2009 - 2010)

Rank	Country	Name/Club	Year					Score
				D	A	E	Ded.	
1.	 AUT	Miklavcic Anna <i>TGUS</i>	2009	17.550 (1)				17.550
				5.800	5.850	5.900	-	
2.	 AUT	Konrad Eva-marie <i>Allgemeiner Turnverein Graz</i>	2009	13.183 (2)				13.183
				3.600	5.050	4.533	-	
3.	 AUT	Grilic Lea <i>Allgemeiner Turnverein Graz</i>	2009	13.050 (3)				13.050
				3.400	5.750	3.900	-	
4.	 AUT	Yasko Elisaveta <i>SPORTUNION ELEGANZ BURGENLAND BGL</i>	2009	12.833 (4)				12.833
				3.800	4.700	4.633	-0.30	
5.	 AUT	Kratzer Julia <i>Allgemeiner Turnverein Graz</i>	2009	12.650 (5)				12.650
				3.400	5.200	4.200	-0.15	
6.	 AUT	Löcker Aisha <i>Allgemeiner Turnverein Graz</i>	2009	11.500 (6)				11.500
				2.600	5.000	3.900	-	



BUBBLE CUP MOSTE

10.02.2024 - 11.02.2024 - B - Juniors(2009 - 2010) 2010

Rank	Country	Name/Club	Year	●				Score
				D	A	E	Ded.	
1.	AUT	Brandauer Leah TGUS	2010	18.617 (1)				18.617
				6.100	6.250	6.267	-	
2.	CRO	Berko Mia GK Maksimir	2010	10.150 (2)				10.150
				3.200	4.750	2.800	-0.60	

BUBBLE CUP MOSTE

10.02.2024 - 11.02.2024 - B - Juniors(2009 - 2010) 2010

Rank	Country	Name/Club	Year					Score
				D	A	E	Ded.	
1.	 AUT	Brandauer Leah <i>TGUS</i>	2010	16.033 (1)				16.033
				4.700	5.900	5.433	-	

BUBBLE CUP MOSTE

10.02.2024 - 11.02.2024 - B - Seniors(2008 and older)

Rank	Country	Name/Club	Year	●				Score
				D	A	E	Ded.	
1.	SLO	KOPAČ DORA ŠD Moste	2003	21.967 (1)				21.967
				9.100	6.600	6.867	-0.60	
2.	AUT	Bendl Lea TGUS	2007	18.017 (2)				18.017
				7.400	5.650	4.967	-	
3.	AUT	Vecsey Nora Allgemeiner Turnverein Graz	2008	15.750 (3)				15.750
				4.100	6.200	5.500	-0.05	

BUBBLE CUP MOSTE

10.02.2024 - 11.02.2024 - A - Girls(2014 - 2013) 2013

Rank	Country	Name/Club	Year					Score
				D	A	E	Ded.	
1.	 SLO	RAMČILOVIĆ TAYRA ŠD Moste	2013	19.800 (1)				19.800
				6.300	6.767	6.733	-	
2.	 AUT	Chaschdimuradova Sara PENZIG-HIETZINGER TURNVEREIN VIE	2013	18.450 (2)				18.450
				6.100	6.200	6.300	-0.15	
3.	 AUT	Beckenberger Emilia TGUS	2013	17.433 (3)				17.433
				5.000	6.200	6.233	-	
4.	 AUT	Klotzinger Lisa TGUS	2013	17.367 (4)				17.367
				4.700	6.100	6.567	-	
5.	 SLO	Niemela Sara Sofija KRG Šiška	2013	16.317 (5)				16.317
				3.700	6.400	6.267	-0.05	


BUBBLE CUP MOSTE

10.02.2024 - 11.02.2024 - A - Girls(2014 - 2013) 2013

Rank	Country	Name/Club	Year	<div style="border: 1px solid black; width: 20px; height: 20px; display: flex; align-items: center; justify-content: center;">●</div>				Score
				D	A	E	Ded.	
1.	 AUT	Chaschdimuradova Sara PENZIG-HIETZINGER TURNVEREIN VIE	2013	19.467 (1)				19.467
				6.700	6.233	6.533	-	
2.	 AUT	Klotzinger Lisa TGUS	2013	17.967 (2)				17.967
				6.100	5.833	6.233	-0.20	
3.	 CRO	Pelko Iva GK Maksimir	2013	16.033 (3)				16.033
				4.600	5.600	5.833	-	

BUBBLE CUP MOSTE

10.02.2024 - 11.02.2024 - A - Girls(2014 - 2013) 2013

Rank	Country	Name/Club	Year					Score
				D	A	E	Ded.	
1.	 CRO	Pelko Iva <i>GK Maksimir</i>	2013	18.700 (1)				18.700
				5.500	6.300	6.900	-	
2.	 AUT	Beckenberger Emilia <i>TGUS</i>	2013	14.700 (2)				14.700
				2.400	6.200	6.100	-	

BUBBLE CUP MOSTE

10.02.2024 - 11.02.2024 - A - Girls(2014 - 2013) 2014

Rank	Country	Name/Club	Year					Score
				D	A	E	Ded.	
1.	SLO	Zamedyanskaya Sofia <i>KRG Narodni dom Ljubljana</i>	2014	20.133 (1)				20.133
				6.400	6.600	7.133	-	
2.	AUT	Körner Lara-Sophie <i>GUG Gymnastiksport Union Graz</i>	2014	19.400 (2)				19.400
				5.900	6.500	7.000	-	
3.	AUT	Teslenko Maria <i>TGUS</i>	2014	18.033 (3)				18.033
				5.700	5.933	6.400	-	
4.	SLO	Mosha Alisa <i>KRG Narodni dom Ljubljana</i>	2014	17.600 (4)				17.600
				5.400	5.933	6.367	-0.10	
5.	CRO	Ivetić Niki <i>KSRG Gazela</i>	2014	14.833 (5)				14.833
				3.500	5.733	5.600	-	
6.	AUT	Garside Cataleya <i>Allgemeiner Turnverein Graz</i>	2014	12.433 (6)				12.433
				2.700	5.233	4.500	-	

BUBBLE CUP MOSTE

10.02.2024 - 11.02.2024 - A - Pre-juniors(2012 - 2011) 2012

Rank	Country	Name/Club	Year					Score
				D	A	E	Ded.	
1.	ITA	BRUNO Victoria <i>Ginnastica IRIDE</i>	2012	23.433 (1)				23.433
				10.100	6.767	6.567	-	
2.	SLO	KRAŠOVEC MILA <i>ŠD Moste</i>	2012	21.500 (2)				21.500
				7.800	6.500	7.200	-	
3.	AUT	Konizhai Kvitoslava <i>TGUS</i>	2012	21.250 (3)				21.250
				7.900	6.433	6.967	-0.05	
4.	SLO	Vajda Eva <i>ŠD Moste</i>	2012	19.700 (4)				19.700
				6.700	6.467	6.533	-	
5.	CRO	Zagorec Iva <i>GK Maksimir</i>	2012	19.600 (5)				19.600
				5.500	6.567	7.533	-	
6.	SLO	LAVRENČIČ LARA <i>ŠD Moste</i>	2012	18.967 (6)				18.967
				5.600	6.400	6.967	-	
7.	AUT	Ivanova Erika <i>Allgemeiner Turnverein Graz</i>	2012	18.067 (7)				18.067
				6.000	6.500	5.867	-0.30	



BUBBLE CUP MOSTE

10.02.2024 - 11.02.2024 - A - Pre-juniors(2012 - 2011) 2012

Rank	Country	Name/Club	Year	●				Score
				D	A	E	Ded.	
1.	AUT	Resmann Eva <i>TGUS</i>	2012	20.667 (1)				20.667
				7.400	6.167	7.100	-	
2.	AUT	Bezugla Anna <i>TGUS</i>	2012	20.500 (2)				20.500
				7.200	6.767	6.533	-	
3.	CRO	Zagorec Iva <i>GK Maksimir</i>	2012	16.333 (3)				16.333
				5.000	6.500	5.433	-0.60	
4.	AUT	Monsberger Flora <i>Allgemeiner Turnverein Graz</i>	2012	15.100 (4)				15.100
				4.100	6.267	4.733	-	



BUBBLE CUP MOSTE

10.02.2024 - 11.02.2024 - A - Pre-juniors(2012 - 2011) 2012

Rank	Country	Name/Club	Year					Score
				D	A	E	Ded.	
1.	 AUT	Konizhai Kvitoslava <i>TGUS</i>	2012	14.000 (1)				14.000
				5.000	4.833	4.167	-	


BUBBLE CUP MOSTE

10.02.2024 - 11.02.2024 - B - Pre-juniors(2011 - 2012)

Rank	Country	Name/Club	Year					Score
				D	A	E	Ded.	
1.	 AUT	Marchuk Svitlana <i>TGUS</i>	2012	14.050 (1)				14.050
				4.600	5.650	4.400	-0.60	

BUBBLE CUP MOSTE

10.02.2024 - 11.02.2024 - B - Seniors(2008 and older)

Rank	Country	Name/Club	Year					Score
				D	A	E	Ded.	
1.	 SLO	VAJDA ANJA <i>ŠD Moste</i>	2007	19.017 (1)				19.017
				6.700	6.400	5.967	-0.05	
2.	 AUT	Neumayr Paola <i>TGUS</i>	2007	16.700 (2)				16.700
				5.000	6.100	5.600	-	